

Welcome to
Year 2!

Staff in our class



Mrs Zehra



Miss Ammanuel

Maths

1. *Partition 2 digit numbers.*
2. *Add and subtract 2 digit numbers.*
3. *Fluent in number bonds to 10 and 20.*
4. *Timetable 2, 5 and 10.*
5. *Identify halves and quarters.*
6. *Read time to the nearest 15 minutes.*
7. *Properties of 2D and 3D shapes.*

Literacy

1. Write simple, coherent narrative (fiction and non-fiction)
2. Capital letters, full stops and question marks.
3. Use conjunctions (or, but, and, when, if, that, because)
4. Use phonics to spell.
5. Correct spelling of harder to read and spell words.
6. Used cursive with correct letter formation and size.

Friday 16th June 2023
WALT: write an ending to a story

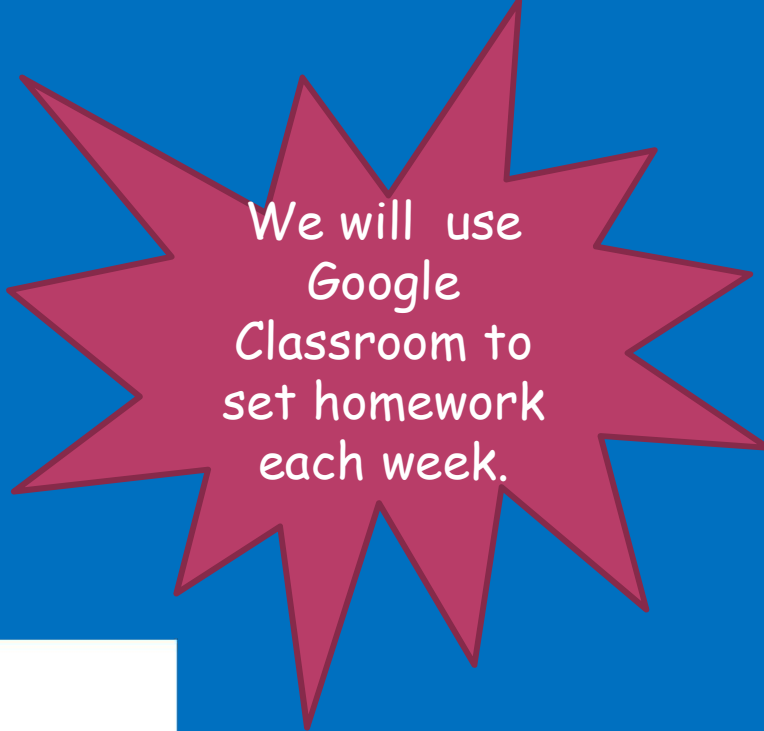
turtle
turtle
turtle

When Tom leped onto the trutel he was fascinated by how smooth the trutel flew. When they entered space Tom was suddenly wearing a spacesoot Tom said "I think these turtles are magic". When they reached saturn, Tom thought he was in a dream so he opened his eyes and it was real. When it was mid day Tom felt home sick so he asked the turtles to take him home and get what they liked! When he got home, he fell onto bed fell asleep and did not wake up for 3 months. When Tom woke up he thought it was a dream but when he saw his space note he knew it was real.

'We are London'



Reading



We will use
Google
Classroom to
set homework
each week.

Children in Key Stage 1 will be given the following homework each week:

Reading for pleasure


- Children should read for up to 20 minutes every day at home with a parent or carer. This should be recorded in the child's reading record and initialled by the parent/carer. Comments are optional but are useful to the class teacher.
- Reading Records will be collected by the class teacher once a week.

Colour Banded Books

In Year 1 there was a heavy focus on phonics and decoding. In Year 2 we continue to use phonics but we also need to ensure comprehension skills are developing as the children read more challenging texts.

Each child will be sent home a colour banded book. This will be changed at least twice a week. Please read it more than once to encourage fluency.

We encourage children to read widely at home; picture books, chapter books, magazines, comics, newspapers, recipe cards!



It is not a
race
through the
colours!

Spellings

Spellings

- Each half term, a list of all the spellings for the half term will be sent home, ready for a test each week. The importance is on children learning the spelling pattern or rule so that they can apply this into their writing.

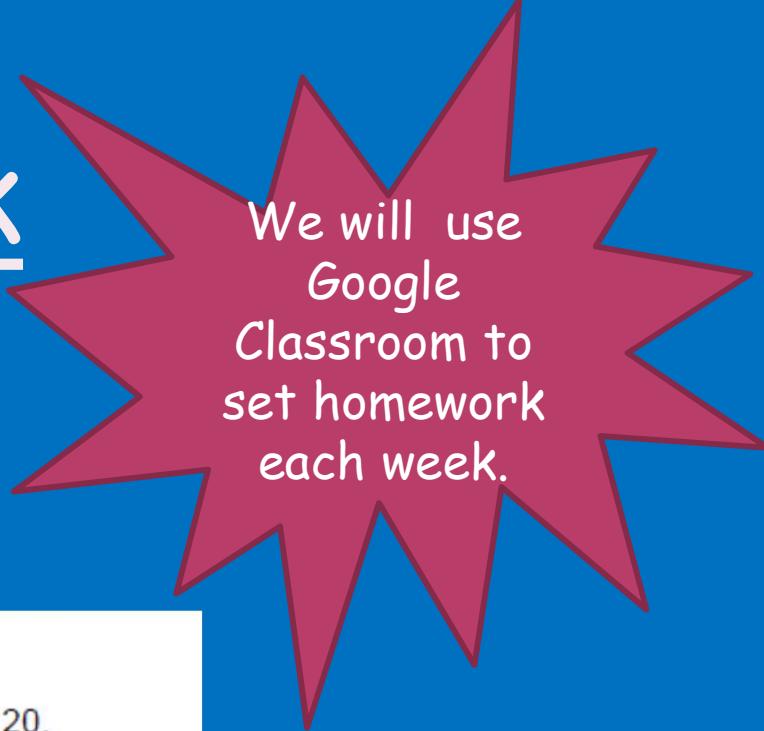
Spelling practise
handwriting sheets
will be uploaded
every Friday.

Other practise ideas
will be on Google
Classroom.

Books will be sent
home Fridays.



Homework



We will use
Google
Classroom to
set homework
each week.

Number facts and times tables

- In Year 1, children will be expected to learn by memory the number facts within 20.
- In Year 2, children will begin learning their 2s, 5s and 10s multiplication tables in Spring Term.

Weekly homework

- A maths activity or a literacy activity will be sent home in alternate weeks.
- For maths, there will be a variety of tasks including a maths activity online or a problem solving activity to consolidate learning in class.
- For literacy, children will be given a variety of Spelling, Punctuation and Grammar activities or a creative writing activity.

Times Tables Badges



| Year group | End of year expectations |
|------------|--|
| 2 | Recall and use multiplication and division facts for the 2, 5 and 10 times tables. |
| 3 | Recall and use multiplication and division facts for the 3, 4 6 and 8 multiplication tables. |
| 4 | Recall multiplication and division facts for multiplication tables up to 12 x 12 |

To encourage children to learn the multiplication tables and division facts up to 12 x 12, we will be using a reward system of bronze, silver and gold badges.

Each week pupils will do a times tables test in class under timed conditions. When a child gets full marks two weeks in a row, they can move onto the next test. The tests are set out as follows:

2x, 5x, 10x tables

Test 1: 2x, 5x, 10x tables.

Test 2: Division facts for 2x, 5x, 10x tables.

Test 3: Times tables and division facts for 2x, 5x and 10x tables.

BRONZE REWARD

3x, 4x, 6x, 8x tables

Test 1: 3x, 4x, 6x, 8x tables.

Test 2: Division facts for 3x, 4x, 6x, 8x tables.

Test 3: Times tables and division facts for 3x, 4x, 6x and 8x tables

SILVER REWARD

7x, 9x, 11x 12x tables.

Test 1: 7x, 9x, 11x, 12x tables.

Test 2: Division facts for 7x, 9x, 11x, 12x tables.

Test 3: Times tables and division facts for 7x, 9x, 11x 12x tables

GOLD REWARD

The last week of every half term there will be a recap test to make sure that children have remembered previous times tables they have learnt.

Children will need to get full marks on this test before they can continue.

For example children working towards their silver badge will get tested on the 2, 5 & 10 times tables to make sure they haven't forgotten them.

General Information

- Attendance at school is mandatory.
- Illness - Please ring the office first thing in the morning.
- Check the weekly newsletter that is uploaded onto the school's website and check children's bags daily for any other correspondence.
- Medical needs - Please keep the school updated through the year, especially if there have been any changes over the summer.
- Please inform us or the office if someone else is collecting your child.
- Please complete a 'request for leave' form if your child needs any time off school.

Correct School Uniform

| RECEPTION TO YEAR 6 | |
|--|-----------------------------------|
| Winter School Uniform | Summer School Uniform |
| Navy blue skirt/navy blue trousers/navy blue pinafore dress/dark grey trousers | Same as Winter School Uniform |
| White shirt and Emmanuel school tie | or |
| White polo shirt with school logo* | Navy blue and white gingham dress |
| Long-sleeved navy blue jumper with school logo* | or |
| Long-sleeved navy blue cardigan with school logo* | Dark grey tailored shorts |
| Socks in white, navy, grey or black | |
| or | |
| Tights in white or navy | |
| Black shoes (<i>no trainers and no boots</i>) | |

- ❖ No jewellery except for a watch and stud earrings.
- ❖ No nail varnish



PE Uniform



Tuesday and Fridays - Come to school in
PE clothing

| PE KITS | |
|---|--|
| PE Kit | Swimming Kit |
| Navy shorts/navy jogging bottoms/navy skorts | Swimming trunks/costume (<i>no bikini</i>) |
| Yellow t-shirt with school logo* | Swimming hat |
| Plimsolls or lightweight trainers in white or black | Goggles |
| Fleece with school logo* | Towel |
| Navy PE bag with school logo* | Bag |
| Spare pair of socks | |

*All school uniform with the Emmanuel School logo can be purchased directly from Mapac.
All other items can be purchased from either Mapac or leading department stores.

No tights for PE!

Please label all items of uniform, including shoes and coats.

Snacks and Lunchtime

- Healthy snacks for play time - no crisps, chocolate, nuts or sesame seeds. Please be aware of cereal bars that may contain nuts; we have several children in school who are highly allergic.
- *Children should bring a water bottle to school as there is no access to water fountains at the moment.*
- Please read our 'Packed Lunch and Food in School Policy', which is on our school website under 'Our School' and 'Policies'



Packed lunches and snacks should not include: (these are all foods we have already asked children not to bring to school).

- Drinks that are high in sugar such as squash or fizzy drinks (including Ribena, Capri Sun and Fruit Shoot).
- Confectionery such as chocolate bars; chocolate-coated biscuits, wafers or rice cakes; sweets and chewing gum.
- Jam or chocolate spread as a sandwich filling.
- All types of crisps or other salted/baked snacks (This includes mini-cheddar snacks)
- Meat/vegetable products that are high in fat and salt, such as sausage rolls, corned beef, individual pies, samosas or sausages/chipolatas.
- Nut or nut products e.g. pesto (although they can be very healthy) because of the danger to other children with allergies.

If there is a concern...

- Children can use the 'Worry Box', 'Circle Time' or 'Let's Talk' with Mrs Watkins and Mrs Harrington. Parents can also contact them via email: wellbeing@emmanuel.camden.sch.uk
- Parents/Carers- please arrange an appointment to see the class teacher by contacting the school office.
- If you are unhappy with how the class teacher has dealt with a matter, please see the Key Stage Leader:
 - Years 1, 2 and 3- Miss Dilley
- They next port of call is the senior leadership team: Mr Edwards or Miss Roscoe

Regular Giving



- As in other sectors across the country, the current financial landscape is a challenging one for schools and particularly so for a small school like Emmanuel. This leaves us with less money to be able to pay for all the specialist services which we have been historically able to provide at Emmanuel.

How can you help?

1. Volunteer for the PFE
2. Make a monthly donation
3. Make a one-off donation
4. Gift matching



Please do take a copy of the fundraising letter with you today.

Questions?

