



Welcome to
Year 6!

Staff in our class



Miss Adams



Mr Souster

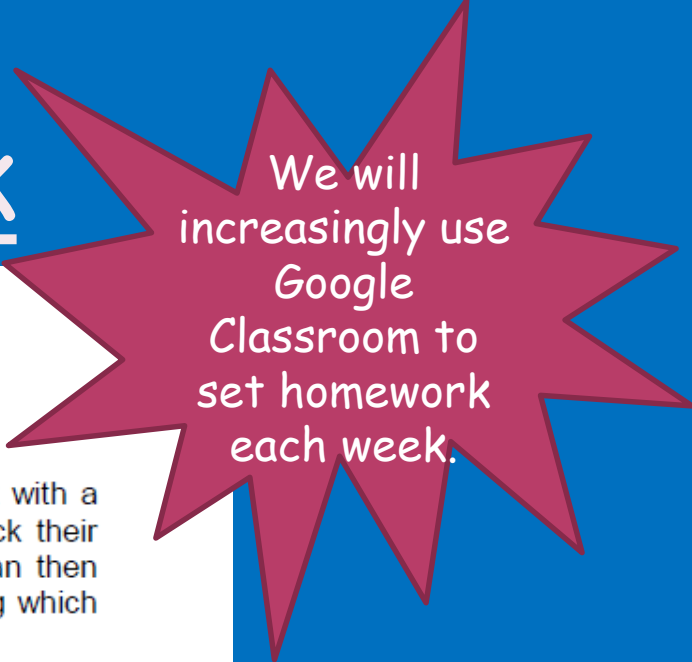


Miss Watkins

Our topics are

- Literacy: 'The Maya' by Jon Richards and 'The Rainmaker' by David Wisniewski
- Maths: Place value, four operation and fractions (before Christmas)
- History: The Maya
- Science: The Human Body
- R.E. : The Journey of Life and Death

Homework



We will increasingly use Google Classroom to set homework each week.

Children in Key Stage 2 will be given the following homework each week:

Reading for pleasure

- Children should read for at least 20 minutes every day at home.
- To encourage children to read for pleasure, they will be given a bookmark with a different character. Each time they read for 20 minutes, the child can tick their bookmark. When they have completed one bookmark with ticks, they can then move onto the next character. Each classroom will have a display showing which child is on which character.

Spellings

- Each half term, a list of all the spellings for the half term will be sent home, ready for a test each week. The importance is on children learning the spelling pattern or rule so that they can apply this into their writing.

Times Tables

- Children should practise their times tables throughout Key Stage 2, ready for a weekly test. End of year expectations for learning the multiplication tables are below:

Year group	Expectations
2	Recall and use multiplication and division facts for the 2, 5 and 10 times tables.
3	Recall and use multiplication and division facts for the 3, 4 6 and 8 multiplication tables.
4	Recall multiplication and division facts for multiplication tables up to 12 x 12

Homework

KS2 Homework continued....

Maths Homework


- Children will be given a variety of tasks to consolidate learning in class including a maths activity online or a problem solving activity.

Literacy Homework

- Children will be given a variety of tasks to consolidate learning in class including a Spelling, Punctuation and Grammar activity or a creative writing activity.

KS2 Notes

- If homework is not handed in or incomplete, children will be expected to stay in at lunchtime for 20 minutes for 'Homework Club', unless there has been communication from a parent.
- At 'Homework Club', children will complete one piece of homework from that week.
- If homework has not been completed or handed in 3 times in one half term, parents/carers will be contacted by the class teacher.



Times Tables Badges



Year group	End of year expectations
2	Recall and use multiplication and division facts for the 2, 5 and 10 times tables.
3	Recall and use multiplication and division facts for the 3, 4 6 and 8 multiplication tables.
4	Recall multiplication and division facts for multiplication tables up to 12 x 12

To encourage children to learn the multiplication tables and division facts up to 12 x 12, we will be using a reward system of bronze, silver and gold badges.

Each week pupils will do a times tables test in class under timed conditions. When a child gets full marks two weeks in a row, they can move onto the next test. The tests are set out as follows:

2x, 5x, 10x tables

Test 1: 2x, 5x, 10x tables.

Test 2: Division facts for 2x, 5x, 10x tables.

Test 3: Times tables and division facts for 2x, 5x and 10x tables.

BRONZE REWARD

3x, 4x, 6x, 8x tables

Test 1: 3x, 4x, 6x, 8x tables.

Test 2: Division facts for 3x, 4x, 6x, 8x tables.

Test 3: Times tables and division facts for 3x, 4x, 6x and 8x tables

SILVER REWARD

7x, 9x, 11x 12x tables.

Test 1: 7x, 9x, 11x, 12x tables.

Test 2: Division facts for 7x, 9x, 11x, 12x tables.

Test 3: Times tables and division facts for 7x, 9x, 11x 12x tables

GOLD REWARD

The last week of every half term there will be a recap test to make sure that children have remembered previous times tables they have learnt.

Children will need to get full marks on this test before they can continue.

For example children working towards their silver badge will get tested on the 2, 5 & 10 times tables to make sure they haven't forgotten them.

General Information

- Attendance at school is once again mandatory.
- Illness - Please ring the office first thing in the morning.
- Check the weekly newsletter that is uploaded onto the school's website and check children's bags daily for any other correspondence.
- Medical needs - Please keep the school updated through the year, especially if there have been any changes over the summer.
- Please inform us or the office if someone else is collecting your child.
- Please complete a 'request for leave' form if your child needs any time off school.

Correct School Uniform

RECEPTION TO YEAR 6	
Winter School Uniform	Summer School Uniform
Navy blue skirt/navy blue trousers/navy blue pinafore dress/dark grey trousers	Same as Winter School Uniform
White shirt and Emmanuel school tie	or
or	Navy blue and white gingham dress
White polo shirt with school logo*	or
Long-sleeved navy blue jumper with school logo*	Dark grey tailored shorts
Long-sleeved navy blue cardigan with school logo*	
Socks in white, navy, grey or black	
or	
Tights in white or navy	
Black shoes (<i>no trainers and no boots</i>)	

- ❖ No jewellery except for a watch and stud earrings.
- ❖ No nail varnish



PE Uniform

Wednesdays



PE KITS	
PE Kit	Swimming Kit
Navy shorts/navy jogging bottoms/navy skorts	Swimming trunks/costume (<i>no bikini</i>)
Yellow t-shirt with school logo*	Swimming hat
Plimsolls or lightweight trainers in white or black	Goggles
Fleece with school logo*	Towel
Navy PE bag with school logo*	Bag
Spare pair of socks	

**Starts on 27th
Nov!**

*All school uniform with the Emmanuel School logo can be purchased directly from Mapac. All other items can be purchased from either Mapac or leading department stores.

No tights for PE!

Please label all items of uniform, including shoes and coats.

Snacks and Lunchtime

- Healthy snacks for play time - no crisps, chocolate, nuts or sesame seeds. Please be aware of cereal bars that may contain nuts; we have several children in school who are highly allergic.
- Children should bring a water bottle to school as there is no access to water fountains at the moment.
- Please read our 'Packed Lunch and Food in School Policy', which is on our school website under 'Our School' and 'Policies'



Packed lunches and snacks should not include: (these are all foods we have already asked children not to bring to school).

- Drinks that are high in sugar such as squash or fizzy drinks (including Ribena, Capri Sun and Fruit Shoot).
- Confectionery such as chocolate bars; chocolate-coated biscuits, wafers or rice cakes; sweets and chewing gum.
- Jam or chocolate spread as a sandwich filling.
- All types of crisps or other salted/baked snacks (This includes mini-cheddar snacks)
- Meat/vegetable products that are high in fat and salt, such as sausage rolls, corned beef, individual pies, samosas or sausages/chipolatas.
- Nut or nut products e.g. pesto (although they can be very healthy) because of the danger to other children with allergies.

Brass

Our brass lessons will begin on Thursday 21st September and will continue every Thursday.

The children must remember to bring in their instrument as well as their music folder each week, as if they forget they will be unable to share.



Year 6 at Emmanuel

- Year 6 is a really busy but exciting year, marking the children's last year at Emmanuel before moving onto secondary school.
- PGL - October
- SATs - standardized assessment tests - In May
- Production - July
- Transition to secondary school - throughout the year!

We understand Year 6 can make children feel a little anxious, but we plan this into our curriculum through lots of PSHE and circle time activities. Children or adults can always speak to the class teacher should there be any concerns.

If there is a concern...

- Children can use the 'Worry Box', 'Circle Time' or 'Let's Talk' with Mrs Watkins and Mrs Harrington. Parents can also contact them via email: wellbeing@emmanuel.camden.sch.uk
- Parents/Carers- please arrange an appointment to see the class teacher by contacting the school office.
- If you are unhappy with how the class teacher has dealt with a matter, please see the Key Stage Leader:
 - Years 4, 5 and 6 - Mr Edwards
- They next port of call is the senior leadership team: Mr Edwards and Miss Roscoe.

Regular Giving



- As in other sectors across the country, the current financial landscape is a challenging one for schools and particularly so for a small school like Emmanuel. This leaves us with less money to be able to pay for all the specialist services which we have been historically able to provide at Emmanuel.

How can you help?

1. Volunteer for the PFE
2. Make a monthly donation
3. Make a one-off donation
4. Gift matching



Please do take a copy of the fundraising letter with you today.

Questions?

