



Emmanuel Express Newspaper - Issue #46 - July 2023

## International evening! By Susannah and Anna Mia 6W

On the 6th of July, our school had an international evening where we celebrated different cultures and nationalities. This was part of International Week.

In the hall, there was a massive buffet holding food from many different cuisines. There was a concert by the amphitheatre showing dances and songs of various countries where many pupils from Emmanuel showed off their talents. In the MUGA there were two massive bouncy castles where we had lots of fun. Earlier on in the day, we had country dancing from year 1-6 to celebrate International cultures and countries as well.



Thank you for reading and thank you to everyone who contributed to the international evening.

### Some things to look out for in this edition

What it's like learning in a different country!



See page 3

Restaurant review!



See page 4

The kitchen: Recipes



Pages 5

Quizzes



Page 9

## A note from our Emmanuel Express Managers...

Thank you to all of our new team of Class Reps who are helping to write this newspaper. We have really enjoyed being your Emmanuel Express Managers this year and hope you have enjoyed reading our paper.

Happy reading!

From all the Express Team Managers – Susannah, Anna Mia, Joana and Eashan



## Thank you to our Summer term Class Reps:

Year 1 – Emilia and Elsie

Year 2 – Yasmine and Pierre

Year 3 – Izabel and Vivienne

Year 4 – Diana and Gabriella

Year 5 = Leigh and Lara

Year 6 – Sophia C and Aydien

**Thank you for all your articles!**

## Bet you didn't know...by Joana, 6W

It is impossible for most people to lick their elbow.

A crocodile cannot stick its tongue out.

A shrimp's heart is in its head.

It is physically impossible for pigs to look into the sky.

Rubber bands last longer when refrigerated.

A shark is the only known fish that can blink with both eyes.

"Dreamt" is the only English letter that ends with "mt".

A cat has 32 muscles in each ear.

Most people fall asleep within 7 minutes.



# What it's like to be at school in another country....

## France vs here by Pierre, 2W

French school	Here
We could wear what we wanted Little building We don't have shoes on in the classroom	The MUGA Sport Collective worship Music The uniform Emmanuel express newspaper Half day at end of term Funny teacher Gold Big building

## The difference between my school in Moscow and London by Diana, 4H

1. In Moscow, the pupils have to be at school at around 8.10am and have lessons start at 8.30am.
2. My school in Moscow is several times bigger.
3. In my school in Moscow pupils must wear indoor shoes inside the school.
4. In Moscow, they write on blackboards, not on a whiteboard and computers.
5. In Moscow, children start to go to primary school at the age of 7.
6. Primary school is for 4 years, not 7.
7. In Moscow, desks are for 2 people, the desks are arranged in 3 lines and 5-6 rows.
8. In Moscow, every lesson lasts for 45 minutes and there are breaks for 10-15 minutes between lessons.
9. In Moscow, pupils never sit on the floor and there are only a few whole school assemblies a year.
10. Pupils must bring their books and notebooks every day to school.
11. Since the lessons start early, pupils have their second breakfast at around 10.00am.
12. Usually pupils have 6 lessons and finish school at 2.10pm and they have lunch at home.
13. In Moscow, pupils have to do a lot of homework every day.
14. In Moscow, the discipline during the lessons is very strict.



# Games to play at playtime

By Leigh,

Sabrina & Lara, 5P

Are you bored at playtimes? Here is a list of ideas to help!

- Tag
- Cops and Robbers
- Hopscotch
- Hide and Seek
- Play tag on the bouncys
- Table Tennis
- Hide and seek
- Racing
- Stilts
- Go down the pole
- Hula hoops
- Skipping
- Gymnastics
- Jenga
- Tickle monster
- Duck duck goose
- Families
- Giant chess
- Draw or create something
- Standing seesaw
- Sports
- Juggling
- Lego blocks



## Elsi's review of the restaurant 'Took Took' (Elsi, 12)

My mummy and I went on a mummy and daughter dinner night to 'Took Took' in West Hampstead. This is a Pan Asian restaurant and I was super excited as it has an actually took took in the restaurant which I love having a ride on every time I visit.

My mummy and I started with ordering a drink. Because it was a special occasion I had a lemonade, and Mummy had a glass of Coke Zero.

We had prawn crackers to start off. They were delicious and we dipped them in sweet chilli sauce.

For our main course I had Pad Thai noodles and rice. It was a very big portion but I loved it. I really likes the taste of the noodles and the vegetables in them were crunchy and fresh.

My mummy had ginger beef with rice. She really enjoyed it and she said she could really taste the ginger in the sauce.

We gobbled it all up!

Whilst we were there, mummy and I also made a list of what we are going to do over the summer holidays. It was so much fun being in Took Took. The place is so colourful and the staff were so nice and welcoming.

I highly recommend this restaurant to my friends. Let's support local! :)



# The Kitchen!

Berry Banana smoothies by Gabriella, 4H



## HOW TO MAKE BERRY BANANA SMOOTHIE!

- ① get either frozen or normal strawberries
- ② get 1-3 bananas
- ③ put them in a mixer or (blender)
- ④ put half a cup milk into mixer or (blender)
- ⑤ put 3 ice cubes and Finally blend

Then your  
ready  
to go!

By Gabriella 4H



## Strawberry milkshake and a strawberry slushie by Emilia, 12

Ingredients for a strawberry milkshake

225g strawberry, hulled

300ml cold milk

3 large scoops of vanilla ice cream

extra strawberries, to serve (optional)

Method

Step 1

TIP the hulled strawberry into a food processor with the milk and ice cream. Blend until smooth and creamy.

Step 2

Pour into <sup>tall</sup> glasses, top with sliced strawberries



Ingredients for a strawberry slushie

- fresh sweet berries - strawberries, blueberries, raspberries, blackberries or a mix
- maple syrup or honey
- a squeeze of lime, orange or ~~lemon~~ lemon
- ice





How to make a strawberry slushie

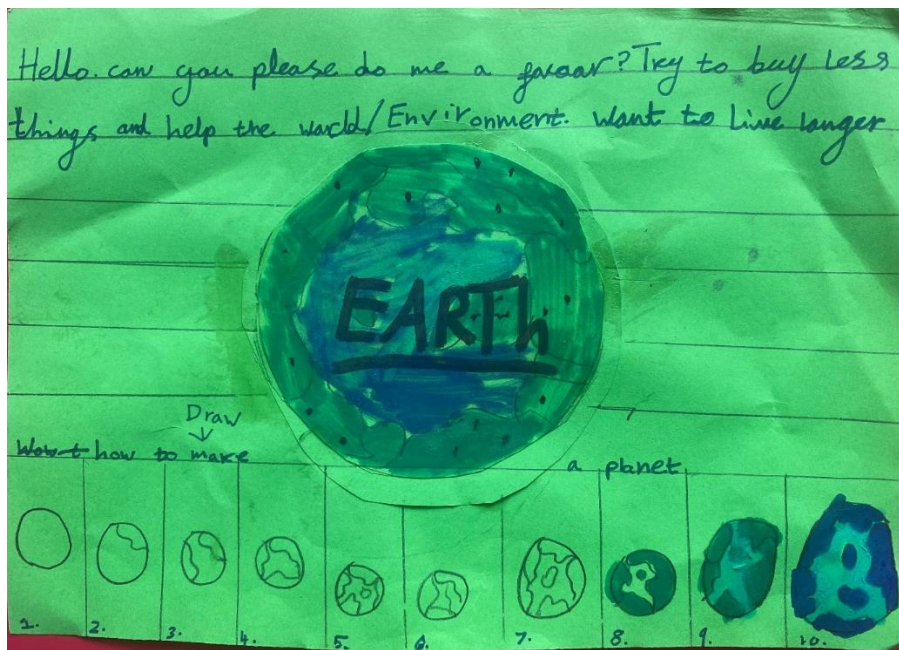
1. Place berries in a blender and add a squeeze of citrus and a little honey or maple syrup.
2. Blend until smooth. Add a splash of water if needed, just to get the blender going.
3. Add ice, a little at a time until thick and frosty.
4. Taste and adjust sweetness to your liking. Berries often have different levels of sweetness some are quite tart. So always adjust ~~to taste~~ <sup>your</sup> taste.



# How to draw....



## The earth and protecting it, by Vivienne, 3R



## Ella's art (3R)

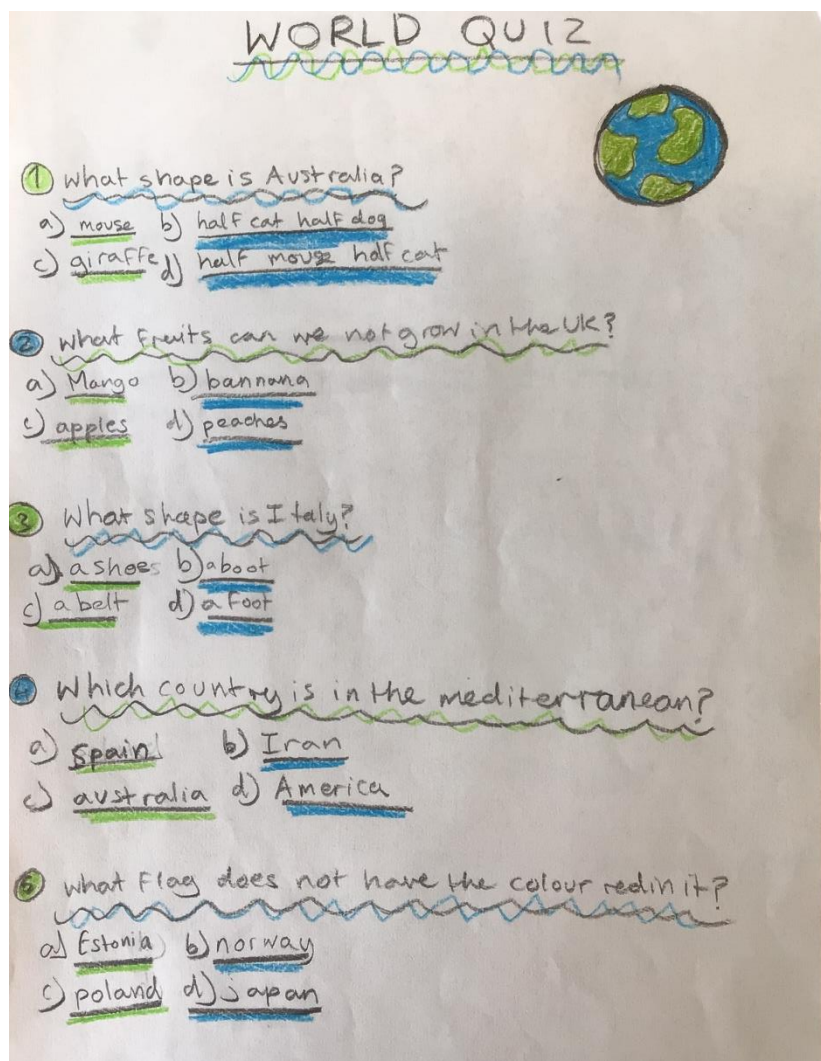




# Quiz pages!

See the back page for answers

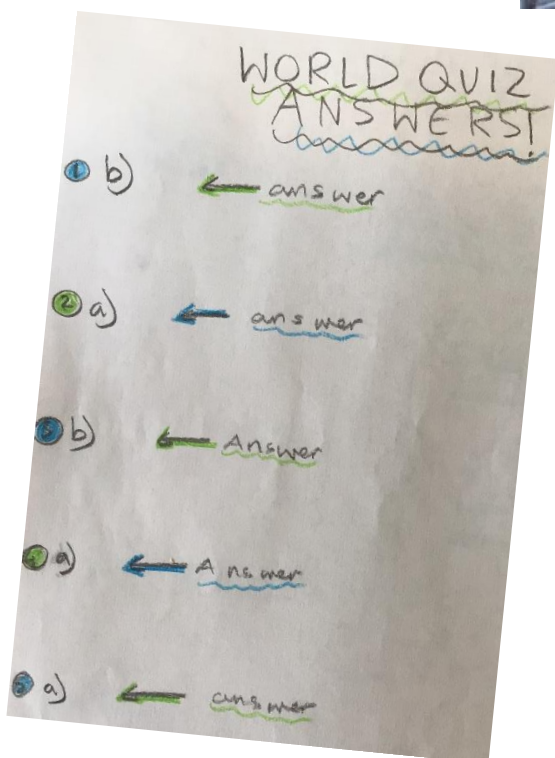
World Quiz by Gabriella, 4H



'Random stuff' quiz by Lara and Leigh, 5P

1. How many continents are there?
2. What is humus made of?
3. What is a mixed breed of cat called?
4. What is the hottest planet in the solar system?
5. What are bricks made of?
6. How do you see how old a tree is?
7. What is the fourth colour of the rainbow?

A big thank you to everyone who made this edition possible and we really hope you all enjoy reading it. If you would like to write or draw something for the next edition, you can give it to your Class Rep or hand it in on the Emmanuel Express Google Classroom.



## Answers

1. 7
2. Chickpeas
3. A moggy
4. Venus
5. Rock and sand
6. You count the number of rings inside
7. Green